
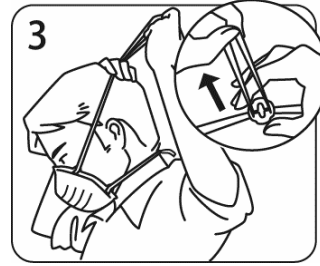
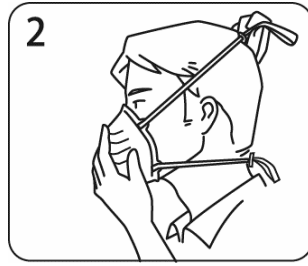
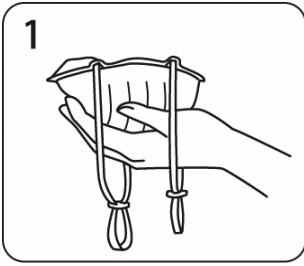


# User's Instruction for Model No. SH7022-OH, SH7022V-OH, and SH7022C-OH



## **FITTING INSTRUCTIONS :**

1. Hold the respirator in hand with the nosepiece at your fingertips. Allow headbands to hang freely below hand.
2. Cup the respirator firmly against your face with the nosepiece on the bridge of your nose. Make sure that the nosepiece is properly positioned without any protrusion. Stretch and pull the lower headband over the head and position below your ears. Stretch and pull the top headband on the back of your head above your ears. Make sure that headbands are not tangled or twisted.
3. Adjust the adjuster as necessary for desirable fit. \*To loosen headband, use one hand to hold it in place and pull on the adjuster. Make sure that the respirator is properly positioned. Never remove the adjuster from the headband.
4. (a) To test fit for respirator without exhalation valve : Cup both hands over the respirator and exhale sharply. When confirming air leakage, adjust respirator position and headband tightness as necessary to create best facial seal. (b) To test fit for respirator with exhalation valve : Cup both hands over the respirators and inhale sharply. A negative pressure should be felt inside respirator. When confirming air leakage, adjust respirator position and headband tightness as necessary to create best facial seal.
5. Change respirator immediately if breathing becomes difficult or respirator becomes damaged or distorted, or a proper face fit can not be maintained. Careful observance of these instructions is an important step in safe respirator use.

## **WARNING :**

1. This product does not eliminate the risk of contracting any disease or infection.
2. Failure to follow all instructions and limitations on the use of this product could reduce the effectiveness of respirator and result in sickness or death.
3. Before occupational use of this respirator, a written respiratory protection program shall be implemented meeting all the requirements of OSHA 29 CFR 1910.134 such as training, fit testing, medical evaluation, and the applicable OSHA's substance specific standards.
4. This product does not supply oxygen. Use only in adequately ventilated areas containing sufficient oxygen to support life. Do not use this respirator when oxygen concentration is less than 19.5%.
5. Do not use when concentrations of contaminants are immediately dangerous to health or life.
6. Leave work area immediately and return to fresh air if (a) breathing becomes difficult, or (b) dizziness or other distress occurs.
7. Facial hairs or beards and certain facial characteristics may reduce the effectiveness of this respirator.
8. The adjuster must not be removed. Never alter or modify this respirator in any way.
9. Only for single use. No maintenance necessary. Discard the used respirator after single use.
10. Keep respirators in the display box away from direct sunlight until use.
11. For model no. SH7022C-OH only : this respirator can provide the relief of nuisance odors/organic vapors (OV) below permissible exposure limit (PEL).

Rev. : A, 2013/11/12

*Note : The NIOSH approval label and user instruction shall be supplied with the smallest commercial packaging. If the label or user instruction is not printed on the outside of the container, it will be included as an insert inside the container.*