

3M


8511P

Particulate Respirator, N95

User Instructions

IMPORTANT: Keep these User Instructions for reference

98-0060-0336-6_1



! WARNING

This respirator helps protect against certain particles. **Misuse may result in sickness or death.** For correct use, consult supervisor and these *User Instructions*, or call 3M in U.S.A., 1-800-247-3941. In Canada, call Technical Service at 1-800-267-4414. In Mexico, call 01-800-120-3636.

IMPORTANT

Before use, wearer must read and understand these *User Instructions*. Keep these instructions for reference.

Use For

Particles such as those from grinding, sanding, sweeping, sawing, bagging, or processing minerals, coal, iron ore, flour, metal, wood, pollen, and certain other substances. Liquid or non-oil based particles from sprays that do not also emit oil aerosols or vapors. Follow all applicable local regulations. For additional information on 3M use recommendations for this class of respirator please consult the 3M Respirator Selection Guide found on the 3M Personal Safety web site at www.3M.com/workersafety or call 1-800-243-4630 in U.S.A. In Canada call 1 800 267-4414.

Do Not Use For

Do not use for gases and vapors, oil aerosols, asbestos, or sandblasting; particulate concentrations that exceed either 10 times the occupational exposure limit or applicable government regulations, whichever is lower. In the U.S., do not use when the Occupational Safety and Health Administration (OSHA) substance specific standards, such as those for arsenic, cadmium, lead in the construction industry, or 4,4'-methylene dianiline (MDA), specify other types of respiratory protection. This respirator does not supply oxygen.

Biological Particles

This respirator can help reduce inhalation exposures to certain airborne biological particles (e.g. mold, *Bacillus anthracis*, *Mycobacterium tuberculosis*, etc.) but cannot eliminate the risk of contracting infection, illness or disease. OSHA and other government agencies have not established safe exposure limits for these contaminants.

Use Instructions

1. Failure to follow all instructions and limitations on the use of this respirator and/or failure to wear this respirator during all times of exposure can reduce respirator effectiveness and **may result in sickness or death.**
2. In the U.S., before occupational use of this respirator, a written respiratory protection program must be implemented meeting all the requirements of OSHA 29 CFR 1910.134 such as training, fit testing, medical evaluation, and applicable OSHA substance specific standards. In Canada, CSA standard Z94.4 requirements must be met and/or requirements of the applicable jurisdiction, as appropriate. Follow all applicable local regulations.
3. The particles which can be dangerous to your health include those so small that you cannot see them.
4. Leave the contaminated area immediately and contact supervisor if dizziness, irritation, or other distress occurs.

5. Store the respirator away from contaminated areas when not in use.
6. Inspect respirator before each use to ensure that it is in good operating condition. Examine all the respirator parts for signs of damage including the two headbands, staples, exhalation valve and noseclip. The respirator should be disposed of immediately upon observation of damaged or missing parts. Filtering facepieces are to be inspected prior to each use to assure there are no holes in the breathing zone other than the punctures around staples and no damage has occurred. Enlarged holes resulting from ripped or torn filter material around staple punctures are considered damage. Immediately replace respirator if damaged. Staple perforations do not affect NIOSH approval.
7. Conduct a user seal check before use as specified in the Fitting Instructions section. **If you cannot achieve a proper seal, do not use the respirator.**
8. Dispose of used product in accordance with applicable regulations.

Use Limitations

1. This respirator does not supply oxygen. Do not use in atmospheres containing less than 19.5% oxygen.
2. Do not use when concentrations of contaminants are immediately dangerous to life or health, are unknown or when concentrations exceed 10 times the permissible exposure limit (PEL) or according to specific OSHA standards or applicable government regulations, whichever is lower.
3. Do not alter, wash, abuse or misuse this respirator.
4. Do not use with beards or other facial hair or other conditions that prevent a good seal between the face and the sealing surface of the respirator.
5. Respirators can help protect your lungs against certain airborne contaminants. They will not prevent entry through other routes such as the skin, which would require additional personal protective equipment (PPE).
6. This respirator is designed for occupational/professional use by adults who are properly trained in their use and limitations. This respirator is not designed to be used by children.
7. Individuals with a compromised respiratory system, such as asthma or emphysema, should consult a physician and must complete a medical evaluation prior to use.
8. When stored in accordance with temperature and humidity conditions specified below, the product may be used until the “use by” state specified on packaging.

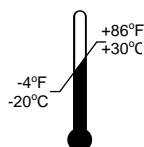
Storage Conditions and Shelf Life

Before use, store respirators in the original packaging, away from contaminated areas, dust, sunlight, extreme temperatures, excessive moisture and damaging chemicals. When stored in accordance with temperature and humidity conditions specified below, the product may be used until the “use by” date specified on packaging. Always inspect product and conduct a user seal check before use as specified in these *User Instructions*. **If you cannot achieve a proper seal, do not use the respirator.**



End of Shelf Life

Use respirators before the “use by” date specified on packaging



Storage Temperature Range

-20°C (-4°F) to +30°C (+86°F).



Storage Maximum Relative Humidity

<80% RH

Time Use Limitation

If respirator becomes damaged, soiled, or breathing becomes difficult, leave the contaminated area immediately and replace the respirator.

Fitting Instructions

Must be followed each time respirator is worn.

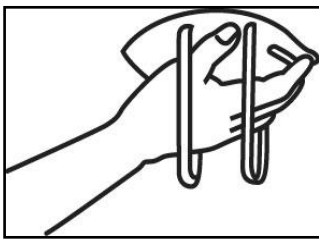


Fig. 1

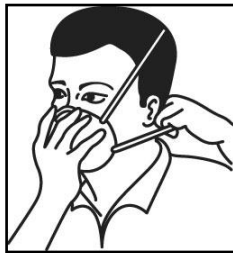


Fig. 2



Fig. 3



Fig. 4

1. Cup the respirator in your hand, with the nosepiece at your fingertips, allowing the headbands to hang freely below your hand (Fig. 1).
2. Position the respirator under your chin with the nosepiece up. Pull the top strap over your head resting it high at the top back of your head. Pull the bottom strap over your head and position it around the neck below the ears (Fig. 2).
3. Place your fingertips from both hands at the top of the metal nosepiece. Using two hands, mold the nose area to the shape of your nose by pushing inward while moving your fingertips down both sides of the nosepiece (Fig. 3).
! Pinching the nosepiece using one hand may result in improper fit and less effective respirator performance. Use two hands.
4. Perform a User Seal Check prior to each wearing. To check the respirator-to-face seal, place both hands completely over the respirator and inhale sharply. Be careful not to disturb the position of the respirator. A negative pressure should be felt inside the respirator. If air leaks around nose, readjust the nosepiece as described in step 3. If air leaks at the respirator edges, work the straps back along the sides of your head.
If you CANNOT achieve a proper seal, DO NOT enter the contaminated area. See your supervisor.

Removal Instructions

See step 2 of *Fitting Instructions* and cup respirator in hand to maintain position on face. Pull bottom strap over head. Still holding respirator in position, pull top strap over head and remove respirator.

NIOSH Approved: N95

At least 95% filtration efficiency against solid and liquid aerosols that do not contain oil.

This respirator contains no components made from natural rubber latex.

3M PSD products are occupational use only.

FOR MORE INFORMATION

In United States, contact:

Internet: www.3M.com/workersafety

Technical Assistance: 1-800-243-4630

For other 3M products:

1-800-3M-HELPS or

1-651-737-6501

3M Personal Safety Division

3M Center, Building 0235-02-W-70

St. Paul, MN 55144-1000

©2020 3M. All rights reserved.

PSD products are occupational use only.

98-00-60-0336-6_1