

3M 9010VCN Particulate Respirator N95

User Instructions

IMPORTANT: Keep these *User Instructions* for reference.

This respirator has dual approval as a United States (US) National Institute for Occupational Safety and Health (NIOSH) N95 particulate respirator and as a China GB2626-2006 KN95 particulate respirator. Specific information is provided where applicable.



⚠ WARNING

This respirator helps protect against certain particles. **Misuse may result in sickness or death.** For correct use, see supervisor, or *User Instructions*. For more information please contact 3M China, 86-21-22105335.

IMPORTANT

Before use, wearer must read and understand these *User Instructions*. Keep these instructions for reference.

Use For

Particles such as those from grinding, sanding, sweeping, sawing, bagging, or processing minerals, coal, iron ore, flour, metal, wood, pollen, and certain other substances. Liquid or non-oil based particles from sprays that do not also emit oil aerosols or vapors. Follow all applicable local regulations. For additional information on 3M use recommendations for this class of respirator please consult the 3M Respirator Selection Guide found on the 3M China PSD web site at www.3M.com.cn/PPE or call 86-21-22105335 in China.

Do Not Use For

Do not use for gases and vapors, oil aerosols, or sandblasting; particulate concentrations that exceed either 10 times the occupational exposure limit or applicable government regulations, whichever is lower.* In the U.S., do not use when the U.S. Occupational Safety and Health Administration (OSHA) substance specific standards, such as those for, arsenic, asbestos, cadmium, lead in the construction industry, or 4,4'-methylene dianiline (MDA), specify other types of respiratory protection. This respirator does not supply oxygen.

*For Use in China: Do not use for particles in concentrations that exceed the maximum allowable concentration required by the applicable regulation and standard. The maximum allowable concentration is obtained by multiplying the Assigned Protection Factor (APF) provided by GB/T 18664 "Selection, Use and Maintenance of Respiratory Protective Equipment" and the permissible Occupational Exposure Limit (OEL) of the contaminant.

Biological Particles

This respirator can help reduce inhalation exposures to certain airborne biological particles (e.g. mold, *Bacillus anthracis*, *Mycobacterium tuberculosis*, etc.) but cannot eliminate the risk of contracting infection,

illness or disease. OSHA and other government agencies have not established safe exposure limits for these contaminants.

Use Instructions

1. Failure to follow all instructions and limitations on the use of this respirator and/or failure to wear this respirator during all times of exposure can reduce respirator effectiveness and **may result in sickness or death.**
2. In the U.S., before occupational use of this respirator, a written respiratory protection program must be implemented meeting all the requirements of OSHA 29 CFR 1910.134 such as training, fit testing, medical evaluation, and applicable OSHA substance specific standards. In Canada, CSA standard Z94.4 requirements must be met and/or requirements of the applicable jurisdiction, as appropriate. Follow all applicable local regulations.**

**For Use in China: For the selection, use and maintenance of respirator, please refer to China national standard GB/T 18664.

3. The particles which can be dangerous to your health include those so small that you cannot see them.
4. Leave the contaminated area immediately and contact supervisor if dizziness, irritation, or other distress occurs.
5. Store the respirator away from contaminated areas when not in use.
6. Inspect respirator before each use to ensure that it is in good operating condition. Examine all the respirator parts for signs of damage including the two headbands, staples, noseclip and exhalation valve. The respirator should be disposed of and immediately replaced upon observation of damaged or missing parts. Filtering facepieces are to be inspected prior to each use to assure there are no holes in the breathing zone other than the punctures around staples and no damage has occurred. Enlarged holes resulting from ripped or torn filter material around staple punctures are considered damage. Immediately replace respirator if damaged. Staple perforations do not affect NIOSH approval.
7. Conduct a user seal check before each use as specified in the Fitting Instructions section. **If you cannot achieve a proper seal, do not use the respirator.**
8. Dispose of used product in accordance with applicable regulations.

Use Limitations

1. This respirator does not supply oxygen. Do not use in atmospheres containing less than 19.5% oxygen.
2. Do not use when concentrations of contaminants are immediately dangerous to life or health, are unknown or when concentrations exceed 10 times the occupational exposure limit (OEL) or according to specific OSHA standards or applicable government regulations, whichever is lower.*

*For Use in China: Do not use for particles in concentrations that exceed the maximum allowable concentration required by the applicable regulation and standard. The maximum allowable concentration is obtained by multiplying the Assigned Protection Factor (APF) provided by GB/T 18664 "Selection, Use and Maintenance of Respiratory Protective Equipment" and the permissible Occupational Exposure Limit (OEL) of the contaminant.

3. Do not alter, wash, abuse or misuse this respirator.
4. Do not use with beards or other facial hair or other conditions that prevent a good seal between the face and the sealing surface of the respirator.

5. Respirators can help protect your lungs against certain airborne contaminants. They will not prevent entry through other routes such as the skin, which would require additional personal protective equipment (PPE).
6. This respirator is designed for occupational/professional use by adults who are properly trained in its use and limitations. This respirator is not designed to be used by children.
7. Individuals with a compromised respiratory system, such as asthma or emphysema, should consult a physician and must complete a medical evaluation prior to use.
8. When stored in accordance with temperature and humidity conditions specified below, the product may be used until the “use by” date specified on the packaging.
9. Make sure the respirator is not crushed or squeezed by an outside force, as this may result in the deformation and damage of the respirator. Especially pay more attention when the wearer is biking, running or conducting other activities.
10. Outside forces acting upon the nose clip, staple or valve on the respirator may result in injury to the wearer.

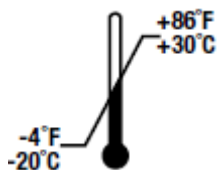
Storage Conditions and Shelf Life

Before use, store respirators in the original packaging, away from contaminated areas, dust, sunlight, extreme temperatures, excessive moisture and damaging chemicals. When stored in accordance with temperature and humidity conditions specified below, the product may be used until the “use by” date specified on packaging. Always inspect product and conduct a user seal check before use as specified in the User Instructions. **If you cannot achieve a proper seal, do not use the respirator.**



End of Shelf Life

Use respirators before the “use by” date specified on packaging



Storage Temperature Range

-20°C (-4°F) to +30°C (+86°F)



<80%

Storage Maximum Relative Humidity

<80% RH

Time Use Limitation

If the respirator becomes damaged, soiled, or breathing becomes difficult, leave the contaminated area immediately and replace the respirator.

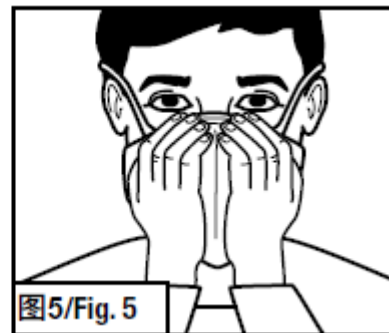
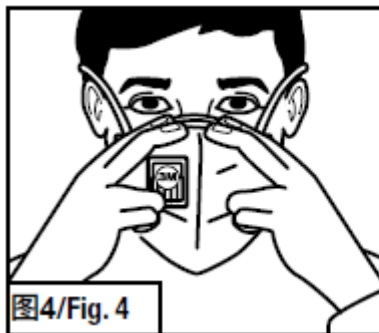
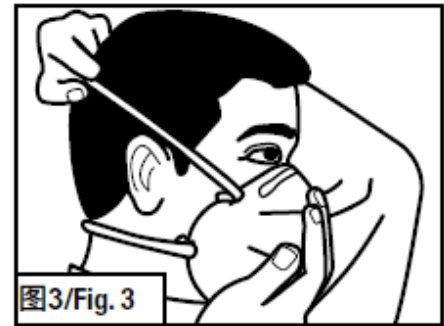
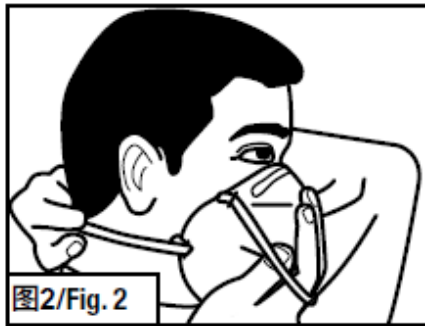
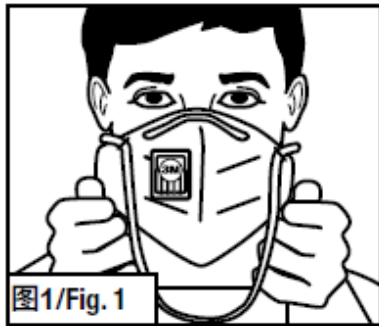
For Use in China

GB2626-2006 approved KN95

At least 95% filtration efficiency against solid and liquid aerosols that do not contain oil.

Fitting Instructions

Must be followed each time respirator is worn.



1. Open the respirator and nosepiece facing away from you. Hold the bottom strap in each hand with the nosepiece up (Fig.1).
 2. Position the respirator under your chin, pull the bottom strap over your head and position it around the neck, below the ears (Fig.2).
 3. Pull the top strap over your head resting it high at the top of your head (Fig.3).
 4. Place your fingertips from both hands at the top of the metal nosepiece. Using two hands mold the nose area to the shape of your nose by pushing inward while moving your fingertips down both sides of the nosepiece (Fig.4).
- ⚠ Pinching the nosepiece using one hand may result in improper fit and less effective respirator performance. Use two hands.
5. Perform a User Seal Check prior to each wearing. To check the respirator-to-face seal, place both hands completely over the respirator and inhale sharply. Be careful not to disturb the position of the respirator. A negative pressure should be felt inside the respirator. If air leaks around nose, readjust the nosepiece as described in step 4. If air leaks at the respirator edges, work the straps back along the sides of your head. **If you CANNOT achieve a proper seal, DO NOT enter the contaminated area. See your supervisor (Fig.5).**

Removal Instructions

See step 2 of Fitting Instructions and cup respirator in hand to maintain position on face. Pull bottom strap over head. Still holding respirator in position, pull top strap over head and remove respirator.

Folding the Respirator: Avoid sharp bends on the metal nosepiece by placing your fingertips behind the nosepiece when folding the respirator.

NIOSH Approved: N95

At least 95% filtration efficiency against solid and liquid aerosols that do not contain oil.

This respirator contains no components made from natural rubber latex.

FOR MORE INFORMATION

In China, contact:

Website: www.3M.com.cn/PPE

Tel: 86-21-2210 5335

3M PSD products are occupational use only.

3M is a trademark of 3M Company.

3M China Limited.

222 Tianlin Road

Shanghai, China 200233

Tel: 021-2210 5335

Fax: 021-2210 5035

3M Personal Safety Division

3M Center, Building 0235-02-W-70

St. Paul, MN 55144-1000

©2016 3M. All rights reserved.

98-0060-0241-8_1